



**EVOTECH**®  
P E R F O R M A N C E


[www.evotech-performance.com](http://www.evotech-performance.com)

EP Ducati Streetfighter V2  
Radiator Guard Set




## Kit Contents PRN015818

- (A) 1 x L-Bracket
- (B) 2 x M5 x 20 Button Head Bolts
- (C) 2 x Spacers
- (D) 11 x Rubber Bungs



Locate round holes amongst hexagons.


Push Rubber Spacer through from the back of the guard so Hexagonal shape sits on the front face





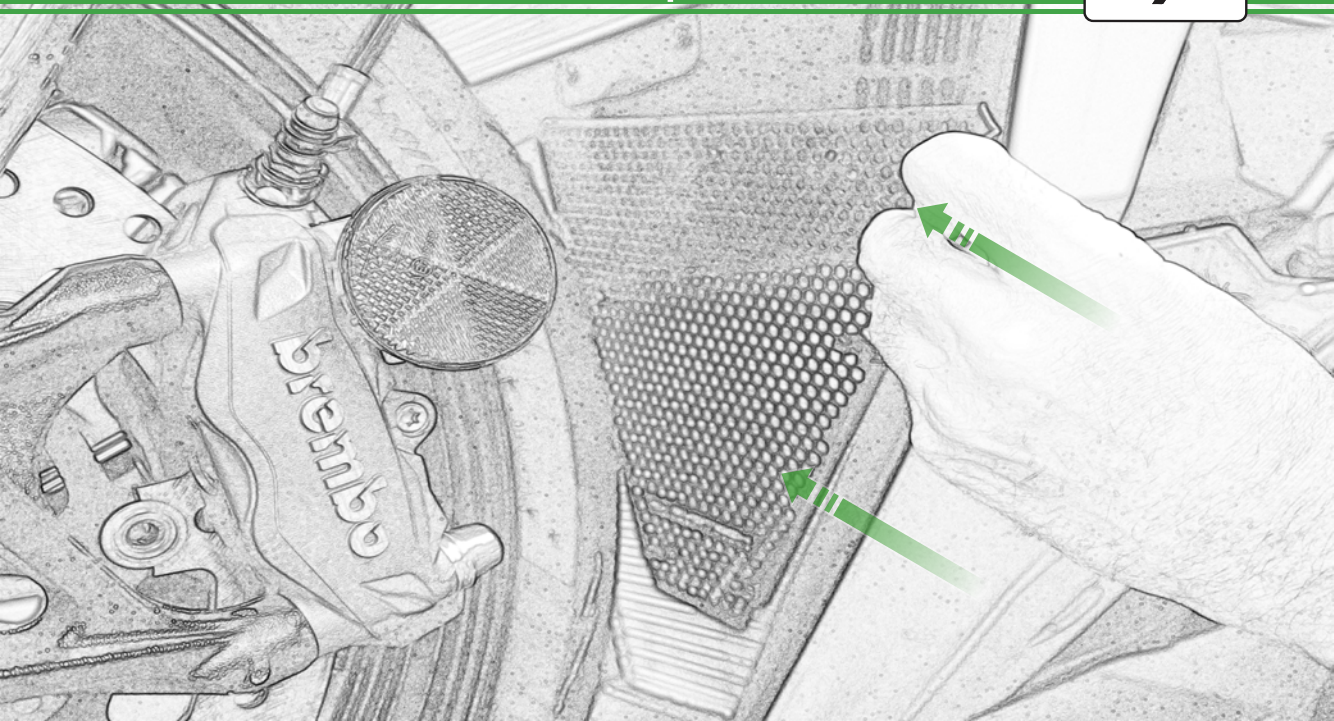
Locate round holes amongst hexagons.


Push Rubber Spacer through from the back of the guard so Hexagonal shape sits on the front face



Repeat  
Both Sides








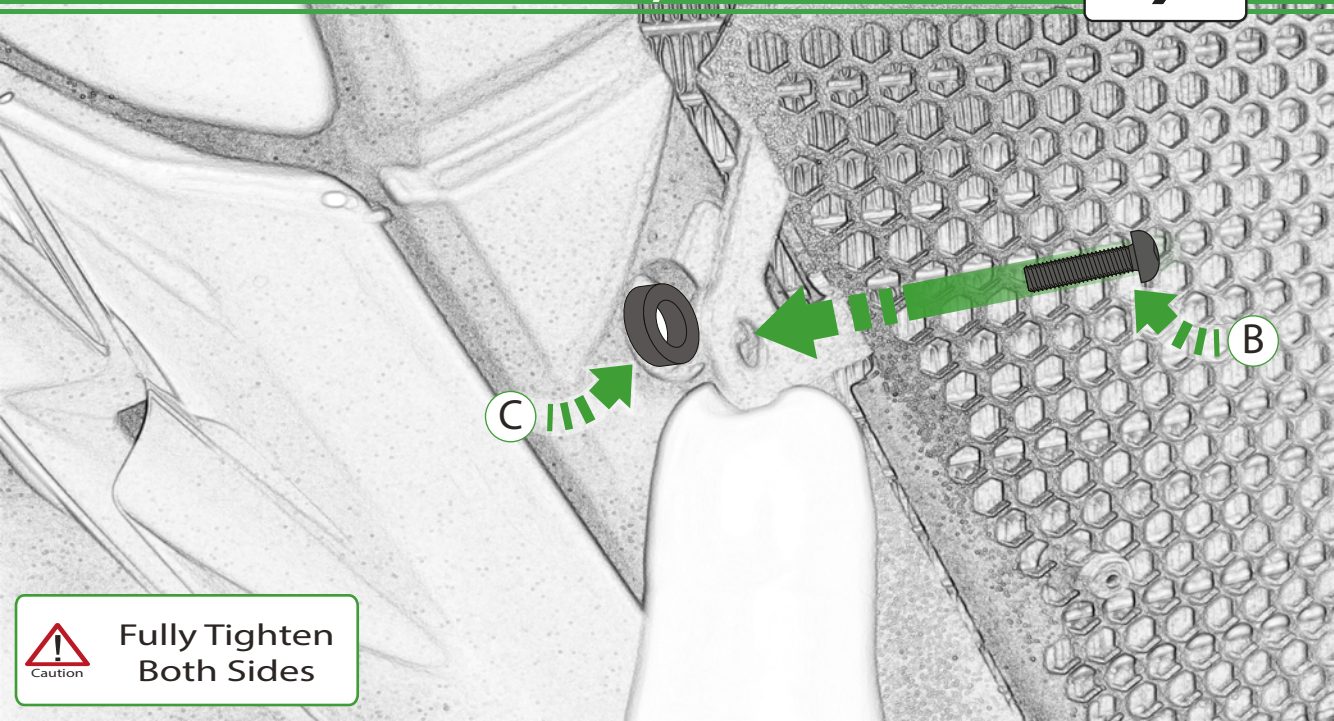
Caution

Ensure radiator guard  
securely hooks behind the  
Bottom lip of the cowl



 Do Not Fully Tighten






C

B




Fully Tighten  
Both Sides












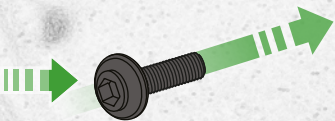
Caution

Ensure radiator guard  
securely hooks behind the  
top lip of the cowl





OEM PART





## **ESSENTIAL CHECKS**

It is recommended that periodic inspections are made to ensure that dirt and debris have not become trapped between the guard and the radiator/oil cooler. Such dirt and debris would reduce the cooling efficiency of the radiator/oil cooler.

It is recommended that periodic inspections are made to ensure that all fixings are fully tightend.



**EVOTECH**®  
P E R F O R M A N C E

[www.evotech-performance.com](http://www.evotech-performance.com)